

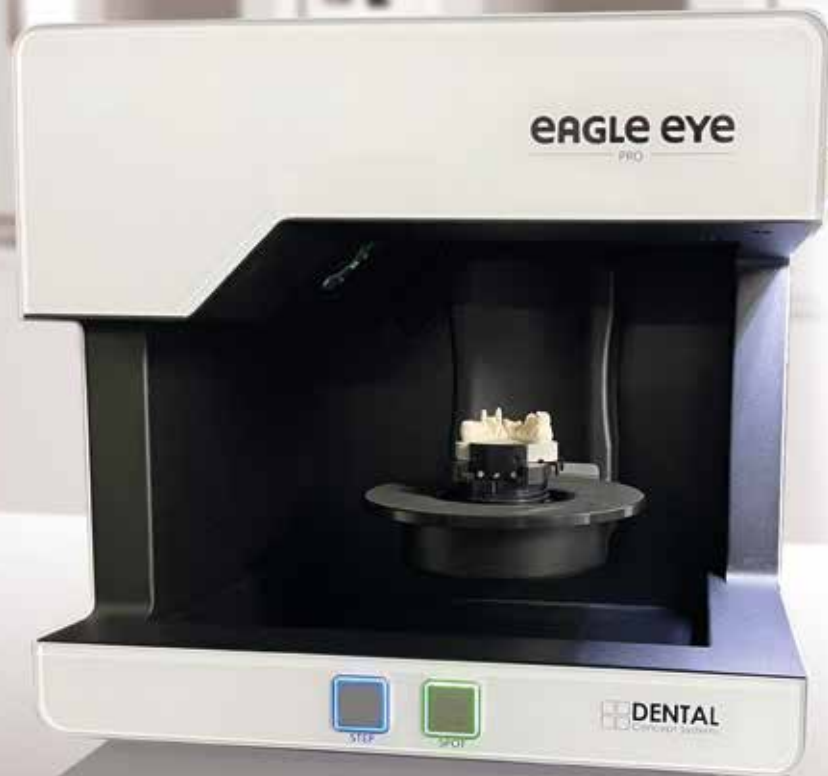
CAD/CAM TECHNOLOGY  
DCS Scanning Systems

group  
breident

 **DENTAL**  
Concept Systems

# eAGLE eye

For the highest demands  
in digital workflows



## The modern scanning system for the perfect combinations

The eagle eye™ scanner impresses with its precision, speed, longevity and huge range of functions for the complete spectrum of dental technology. The symbiosis between the high-quality hardware and

the clear and user-friendly user software conceptSCAN™ enables a perfect digital preparation for further processing in the expertCAD™ (powered by exocad™) CAD software.



**3 colour spotlights for each position**



**Safe telescopic workflow**



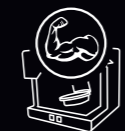
**Calibrated camera position**



**For every articulator**



**Spotlight for working in the surrounding area**



**Solid metal design**



**Automatic Z axis**



**Standard longevity**



**Robust rotary-swivel unit**



**Accessories and modules included**




**Freely selectable scan times/quality**



**conceptSCAN™ in the DCS system**





**3 colour spotlights for each position**

Colours are measured using red-green-blue light from exactly the same perspective to the recording camera. As a result, all colour gradients and contours on the objects being scanned can be displayed with high precision. The eagle eye™ colour spotlight system replaces the use of additional unnecessary cameras and the resulting scattering in the matching process for additional colour measurements.



**Calibrated camera position**

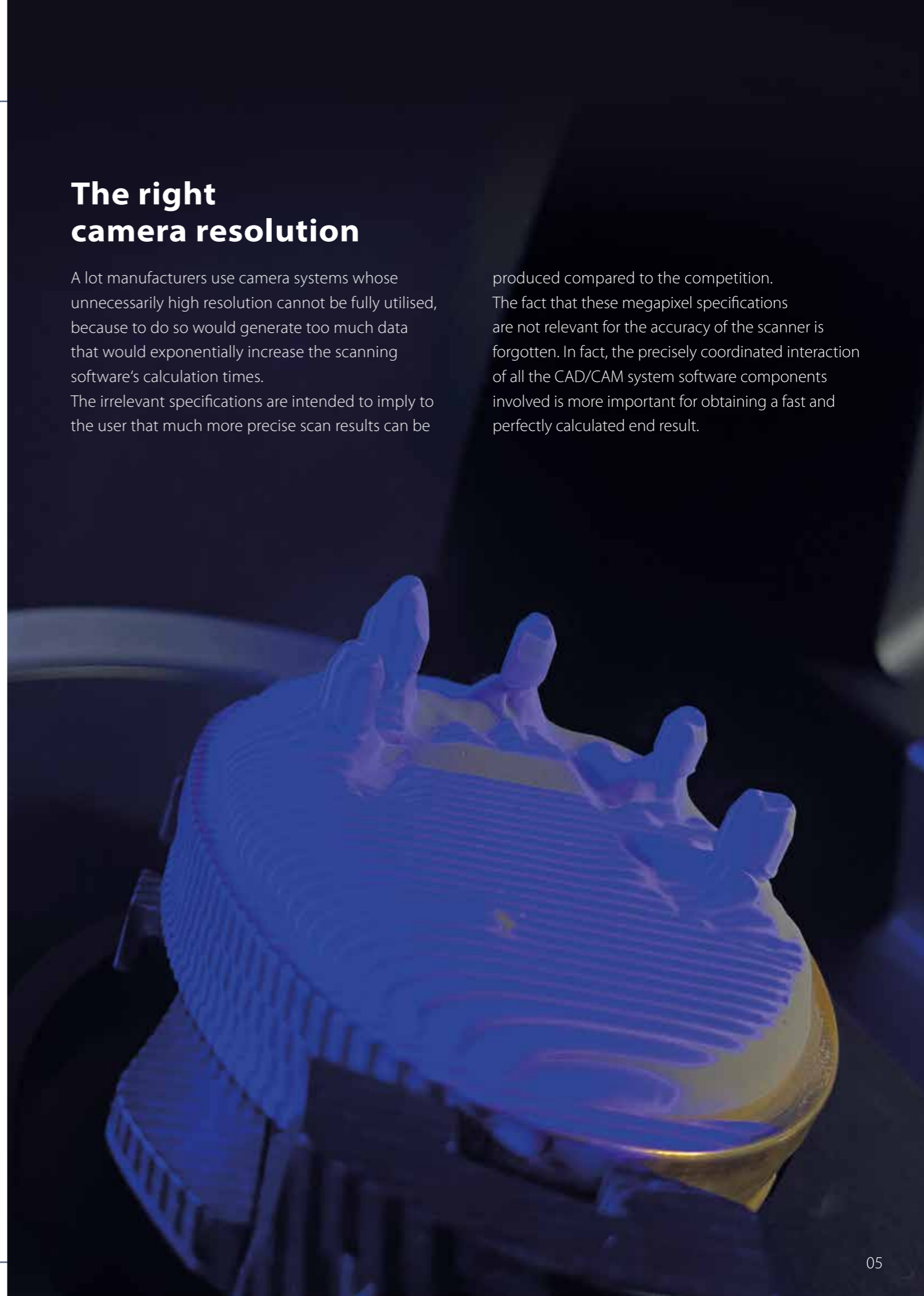
A highly accurately calibrated camera captures projected surfaces from a uniform angle. The resulting reduced data overlaps prevent deviations and unnecessary tolerances in the scan result. This significantly reduces data processing, as only one high-performance camera is able to provide all the necessary data. Thanks to precisely coordinated sensor strategies for all axis systems, exact results can be obtained for all indications, even the deepest undercuts.




**The right camera resolution**

A lot manufacturers use camera systems whose unnecessarily high resolution cannot be fully utilised, because to do so would generate too much data that would exponentially increase the scanning software's calculation times. The irrelevant specifications are intended to imply to the user that much more precise scan results can be

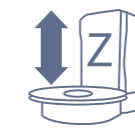
produced compared to the competition. The fact that these megapixel specifications are not relevant for the accuracy of the scanner is forgotten. In fact, the precisely coordinated interaction of all the CAD/CAM system software components involved is more important for obtaining a fast and perfectly calculated end result.





### Spotlight for working in the surrounding area

The permanent 180° scan space opening makes it easy for the user to quickly insert objects during everyday work. While the scanner requires low light conditions, the user requires optimal light conditions to prepare the work outside the scanner. The eagle eye™ has a special spotlight for this purpose.




### Automatic Z axis

The rotary-swivel unit automatically moves the scan object to the correct height. Thanks to the visual Z-axis control, the correct height for the object being scanned can be continuously calculated in the scanner. The status indicator at the bottom of the Z-axis indicates whether the device is ready for operation or if a prompt needs to be acknowledged.



### Robust rotary-swivel unit

A strong rotary-swivel unit is a prerequisite for the use of base systems and coordinated model and object tables with higher weight. The traditional commercially available scanners in the dental market are oriented towards the weight of a fitted articulator, but the eagle eye™ stands out with its powerful 3-axis rotary-swivel unit that can withstand long-term heavy loads for objects with a higher weight.





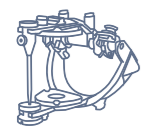
**Scan times/quality  
freely selectable**

Of course, the eagle eye™ scanner can also produce full-arch scans in 4, 6 or 8 seconds. But at what price? Users of DCS systems are used to deciding the speed-quality ratio for themselves. That's why the eagle eye™ can be used in various, freely selectable modes, and gives every user the choice of how accurately to scan and when to interpolate.



**Safe telescopic  
workflow**

The eagle eye™ scanning system is part of a complete process chain for producing telescopic restorations. Whether using telescopes, conical crowns or bar restorations, the user is guided through all the DCS system components. The reliably specified process enables clear operation of the scanner and milling system using all the relevant software components through coordinated user interfaces.




**For every  
articulator**

The large system plate of the eagle eye™ allows direct mounting of all reputable articulators and various base plates.


Condylar scanning of articulated jaw models is possible for Amann Girrbach Artex™, Baumann™ Artist/arTO™, GAMMA™ Reference, SAM™ Axiosplit, WhipMix Denar™ and KaVo Protar™ articulators. Articulators from all other manufacturers can be scanned using average values.





### Solid metal design

The eagle eye™ has a special reinforced design. The frame and housing are made entirely of metal and enable the rotary-swivel unit to run smoothly for high-precision recording. The weight resulting from the design and the high material quality guarantees a secure base during the scanning processes.



### Standard longevity

DCS users expect their systems to be used for many years and value low-maintenance use. In addition to the high quality of the housing and electronics, the eagle eye™ can impress users through its regular modernization and updating of all software components. For direct operation at the scanner, push buttons are used instead of touch screens, among other things, in order to ensure safe operation, even with dirty hands or when wearing gloves.



### Accessories and modules included

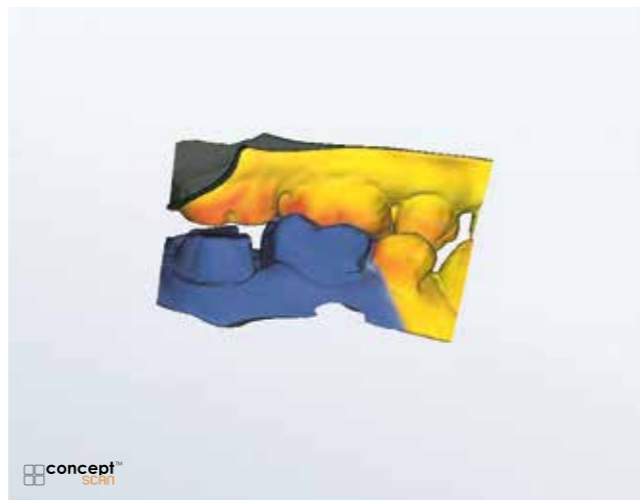
All inclusive – the eagle eye™ range includes all modules and a wide range of accessories and no longer needs to be purchased separately. The resulting purchase price transparency protects against unexpected surprises. There is a particular advantage when using holders for different articulators and special scanning objects.



**conceptSCAN™**  
in the DCS system

With conceptSCAN™, the eagle eye™ has unique scanning software that is fully compatible for use with DCS milling systems and is designed for state-of-the-art dental engineering. High speed and targeted software processes, including for implant-supported restorations, ensure a long-term amortisation benefit for the user.


In addition to the standardised guided procedure, the user can decide for themselves when which Sc restoration steps are performed using flexible and selectable scanning processes. Depending on the initial situation, the optimal scanning step can be selected without having to make any changes to the model to be scanned. The innovative conceptSCAN™ software enables a reliable variable work design with reduced workload in an uninterrupted workflow.




**System requirements**

Operating system	Windows™ 10 64-Bit
Processor	i7 with 6 x 4.7 GHz
Memory	32 GB
Connections	1x USB 3.0 port
Hard drive	Approx. 100 – 250 GB SSD
Graphic card	Min. 6 GB RAM

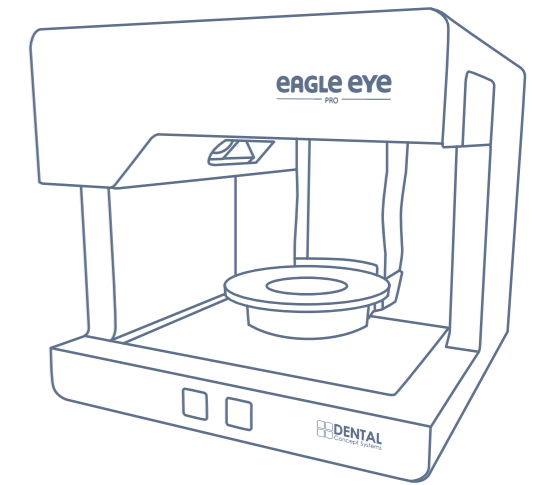
ConceptSCAN™ in cooperation with smart optics™





# eAGLE eye

MAXIMUM RESOLUTION SCANS



## Technical data:

### Device information

Dimensions in cm (W x H x D)	45.0 (49.0 with spotlight extended) x 44.0 x 43.0
Packaging dimensions in cm (W x H x D)	55.1 x 44.5 x 49.5
Number of axes	3
Weight in kg	33.5
Connections	1x USB 3.0 – 1x IEC connector
Electrical connections	100 – 240 V AC 50/60 Hz
eFuse	T2 x 1.6 A
CAD software compatibility	conceptCAD™ by EXOCAD™ with open STL export
Base plate adaptation	Original plates from leading manufacturers

### Measurement

Measuring field (XxYxZ)	80 x 60 x 85 mm
Camera pixels	3.4 / 5.0 megapixels
Accuracy	4 µm (according to ISO 12836)
Sensor technology	Strip light triangulation with blue light LED and RGB-colour spotlight system
Single scan	4.5 seconds

### Box contents

<b>Scanner box contents</b>	1x eagle eye™ PRO 1x power cable 1x USB 3.0 cable
<b>Accessories case box contents</b>	1x flexible object holder incl. 2 x adhesive pads 1x 4-tooth bar 1x 3D calibration model 1x Triple Tray™ top / bottom 1x USB stick 1x multiDie incl. 2 x adhesive pads 1x object holder 1x data carrier with ConceptSCAN™ software, calibration data and instructions



# eAGLE eye

MAXIMUM RESOLUTION SCANS

## Sharp focus & precision at top speed!




Order conveniently online or by phone:  
**customerservice.DCS@bredent.com**  
**+49 (0) 73 09 / 8 72-441**



**CAD/CAM Support Online-Ticket:**  
**dental-concept-systems.com/support**



Distribution partner:



 **DENTAL**  
Concept Systems

Dental Concept Systems GmbH  
Gieselwerder Str. 2  
D - 34399 Wesertal

Phone Office: + 49 (0) 5572 – 3021010  
Fax: + 49 (0) 5572 – 3021099  
www.dental-concept-systems.com

a company of  
**bredent** group

