

# DISCOVER NEW WORLDS

CAD/CAM Training programm

## 2020/21



breident<sup>group</sup>  
ACADEMY

# Let`s lift off together!

New technologies open up new horizons in dental technology. Only a joint start into new worlds and a firmly associated partnership ensure permanent full control over all processes.

We accompany you with maximum know-how, state-of-the-art technologies and an extensive course programme. Regardless of whether you are starting or just want to gather speed, we will accompany you along your journey.

Use the CAD/CAM course programme from Dental Concept Systems and get on board at one of our training centers in Senden or Wesertal, Germany.



bredent group  
ACADEMY



THE **DIGITAL** WORLD OF **BRENT**

# Table of contents

<b>Modern workflow CAD/CAM</b>	<b>page 5</b>
<b>CAM basics for DCX™ and DC1™</b>	<b>page 6</b>
<b>CAM basics for DC3™/DC5™/DC7™</b>	<b>page 7</b>
<b>conceptCAD™ basic-training</b>	<b>page 8</b>
<b>conceptCAD™ advanced- training</b>	<b>page 9</b>
<b>The way to the perfect double crown with conceptCAD™ and the DCS System</b>	<b>page 11</b>
<b>Digital secondary structures</b>	<b>page 12</b>
<b>Manufacturing telescopic crowns with the DCS system</b>	<b>page 13</b>
<b>conceptCAM™ basic-training</b>	<b>page 15</b>
<b>conceptCAM™ advanced- training</b>	<b>page 16- 17</b>
<b>conceptCAM™ implant-training</b>	<b>page 18 - 19</b>
<b>expertCAM™ basic-training</b>	<b>page 22 - 23</b>
<b>expertCAM™ advanced-training</b>	<b>page 24 - 25</b>

# Modern workflow CAD/CAM

A host of questions arise when you enter the world of digital dental technology.

Which system is the right one? What is the required equipment for my needs? What should I pay attention to when purchasing a system?

All of these questions will be addressed and answered by our instructors in this one-day workshop. At the same time, new technologies will be explained and various hardware and software solutions presented.

Our instructors will explain the digital CAD/CAM workflow step by step. The individual work steps and options will be precisely explained and important aspects highlighted, such as the adaptation of the individual work steps or the properties of the hardware employed.

The goal of the course is to communicate the basic principles of dental CAD/CAM technology to the participants and thus to provide assistance throughout your decision making process.

## Course contents:

- Digital data acquisition (scanning)
- CAD products for the design of dental prostheses
- Subtractive and additive manufacturing processes
- Example milling - important questions regarding the choice of the right system
- Differences between various CAM software products
- Example of ceramic dental prostheses - the importance of the choice of material

The course is arranged as a presentation and offers plenty of time to answer any questions that arise.


## Target group:

Potential customers and business associates

## Details:

Course duration: 1 day, 10 am to 5 pm

Course fee: 160.00 EUR per participant



# CAM basics for DCX™/DC1™

A must for all owners of a DCX™/DC1™ milling system. This workshop will provide you with the complete knowledge for the safe and successful use of the DCX™/DC1™ milling system.

Our instructors will explain the structure and the functional principle of the system in theory and practice. In addition to an introductory theoretical part, in which the structure and the functional principle as well as the installation of the DCX™/DC1™ milling system are explained, you will learn to mill the most diverse materials with the DCX™/DC1™ system on the basis of specific examples.

## Course contents:

- Structure and functional principle of the DCX™/DC1™ milling system
- Installation and integration into the laboratory network
- Introduction to the CAM software
- Explanation of important CAD parameters
- Practical examples – scanning, designing, CAM preparation, milling with various materials
- Maintenance and troubleshooting

## Target group:

Owners and prospective owners of DCX™/DC1™ milling systems

## Details:

Course duration: 1 day, 10 am to 6 pm

Course fee: 360.00 EUR per participant

860.00 EUR per dental laboratory (max. 3 participants)  
(incl. material costs)



# CAM basics for DC3™/DC5™/DC7™

A course for those interested in the DC3™/DC5™/DC7™ milling systems. In this workshop the knowledge required for the safe and successful use of the DC3™/DC5™/DC7™ milling systems will be presented along with demonstrations of new applications for current technologies.

Our instructors will explain the structure and the functional principle of the system in theory and practice. In addition to an introductory theoretical portion, in which the structure and the functional principle as well as the installation of the DC3™/DC5™/DC7™ milling systems are explained, you will learn to mill the most diverse materials with the DC3™/DC5™/DC7™ systems, with specific examples. We will explore the additional options of the DC3™/DC5™/DC7™ milling systems such as automation.

## Course contents:

- Structure and functional principle of the DC3™/DC5™/DC7™ milling systems
- Installation and integration into the laboratory network
- Introduction to the CAM software
- Explanation of important CAD parameters
- Practical examples – scanning, designing, CAM preparation, milling with various materials
- Milling with automation
- Maintenance and troubleshooting



## Target group:

Owners and prospective owners of DC3™/DC5™/DC7™ milling systems

## Details:

Course duration: 1 day, 10 am to 6 pm

Course fee: 360.00 EUR per participant

860.00 EUR per dental laboratory (max. 3 participants)  
(incl. material costs)



# conceptCAD™ basic-training

In this one-day seminar you will learn how to use modern CAD software from scratch. Special PC skills are not required, general basic knowledge is completely sufficient. We use simple examples to show you the workflow as it is handled in practice. You will then be able to independently scan anatomical and reduced crowns and bridges and get them ready for milling.

## Course contents:

- **Structure of the ConceptCAD**
- **Working with the order mask**
- **Design copings, anatomical crowns, bridges and splints**
- **Virtual articulator and other registration options**
- **Tips and Tricks**
- **Exchange of experience**

## Target group:

conceptCAD™ and CAD/CAM beginners

## Details:

Course duration: 1 day, 10 am to 6 pm

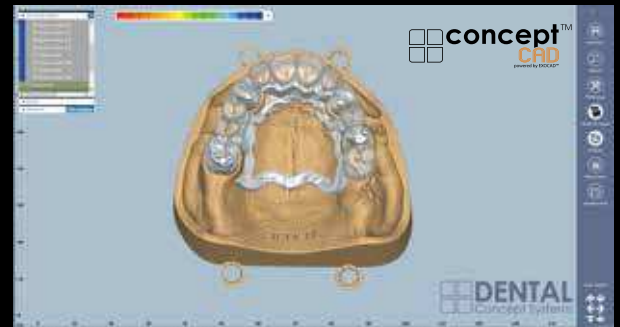
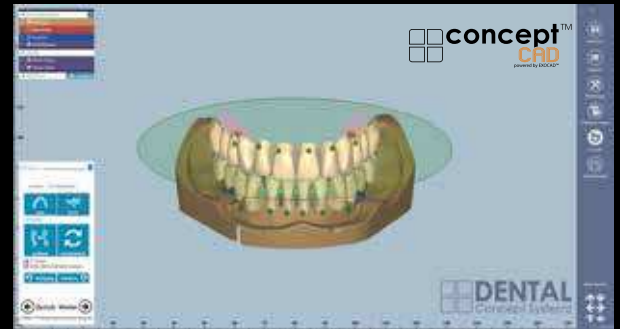
Course fee: 450.00 EUR per participant

(max. 6 participants)

860.00 EUR per dental laboratory

(max. 3 participants)

(incl. material costs)





Experienced EXOCAD™ users will be introduced to the extended possibilities of the software in this one-day seminar. Using complex case studies, they learn how to use expert mode safely. Other components are the design of individual abutments, bars and telescopic crowns, as well as the modeling of secondary structures (bar and telescope).

## Course contents:

- Design of individual abutments, bars and telescopic german crowns
- Modeling of secondary structures (bridge and telescope)
- Tactile scanning and how we process the data
- Optimal fit parameters lead to optimal results
- Exchange of experience

## Target group:

Experienced conceptCAD™ or EXOCAD™ users

## Requirements:

conceptCAD™ basic training  
or comparable EXOCAD™ experience

## Details:


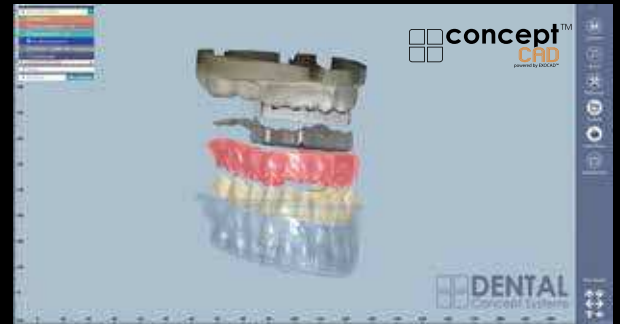
Course duration: 1 day, 10 am to 6 pm

Course fee: 450.00 EUR per participant

(max. 6 participants)

860.00 EUR per dental laboratory (max. 3 participants)

(incl. material costs)





# The way to the perfect double crown with conceptCAD™ and the DCS System

## Course contents:

- Construction of primary telescopes, abutments
- Constructing secondary telescopes
- Helpful tools in conceptCAD™ The way
- The way through the expert mode
- Possibilities for working with model casting
- Incorporating construction elements
- Scanning of telescopes
- Scanning optimization
  - advantages and disadvantages of the procedure
- Tips and tricks
- Optimal work preparation
- Helpful tools in conceptCAD™
- Materials used for manufacturing

## Target group:

conceptCAM™ or expertCAM™ beginners  
and CAD/CAM beginners

## Requirements:

Dental technician with CAD / CAM experience  
on DCS systems

## Details:

Course duration: 1 day, 8 am to 6 pm

Course fee: 585.00 EUR per participant



# Digital secondary structures

## Course contents:

- Constructions on implant supported bars, attachments and bridges
- Digital backward planning
- Constructing secondary bridges
- Helpful tools in conceptCAD™
- Possibilities for attaching structural elements
- Scanning bridges
- Scanning optimization – benefits and disadvantages of the procedure
- Tips and tricks for the daily grind
- Optimal work preparation
- Materials for manufacturing

## Target group:

conceptCAM™ or expertCAM™ beginners and CAD/CAM beginners

## Requirements:

Dental technician with CAD / CAM experience on DCS systems

## Details:

Course duration: 1 day, 8 am to 6 pm

Course fee: 850.00 EUR per participant



# Manufacturing telescopic crowns with the DCS system

## Course contents:

- Milling secondary telescopes on the various DCS systems
- Workflow in the CAM systems conceptCAM™, expertCAM™
- Processing principles and HSC machining
- Tool knowledge and machining parameters
- Detecting problems and adjusting the parameters in the machine and CAM
- Proper data preparation
- Tips and tricks for the perfect fit and finish

## Target group:

conceptCAM™ or expertCAM™ beginners  
and CAD/CAM beginners

## Requirements:

Dental technician with CAD / CAM experience  
on DCS systems

## Details:

Course duration: 1 day, 8 am to 6 pm

Course fee: 850.00 EUR per participant

### DCS-course package!

Digital secondary constructions  
+ Manufacturing telescopic crowns  
with the DCS system

**1.500,00 EUR** per participant!



# For those who want to go further ...

- Simple operation combined with the performance of an industrial CAM
- Optional implant module with integrated library with worldwide compatible implant connectors for milling on regular geometries
- Automatic residual material recognition with reliable collision check enables faster milling times with longer tool life
- Group-based milling keeps tool changes to a minimum even with different milling strategies



 **concept**<sup>TM</sup>  
**CAM**  
powered by WORKNC<sup>TM</sup>

Work with the utmost precision and efficiency right from the start and don't waste unnecessary time preparing your milling work. Learn the basics of professional and most efficient CAM software, conceptCAM™ and optimize your everyday skills. The participants get a step-by-step introduction to the operation and use of conceptCAM™ based on simple dental indications and are prepared for the advanced training. With the completion of the basic training, you will be able to safely and quickly prepare standard dental indications, such as crowns and bridges, in conceptCAM™ and manufacture them on your machine without unnecessary loss of time.

## Course contents:

- **What is the CAM software?**
  - What do you need CAM software for and what does it do exactly?
- **How do I create a new project?**
  - Extensive explanation of project creation in conceptCAM™
- **What is the preparation mode?**
  - Explanation of the preparation mode
  - Basic operation and structure of the GUI
  - Introduction to the "steps" of the preparation mode
  - The toolpath calculation
- **Basic – Ssettings conceptCAM™**
  - Create and manage blanks
  - Basic settings of conceptCAM™



## Target group:

Beginners in conceptCAM™ as well as CAD / CAM beginners


## Requirements:

Interest in DCS systems

## Details:

Course duration: half a day, 12:30 to 6 pm

Course fee: 450.00 EUR per participant



# conceptCAM™ advanced-training

The right software is only one side of the coin. The correct use of the software is equally important. Therefore, this course provides you with all the knowledge you need to be able to confidently use the software, from open inquiries on the principles of conceptCAM™ to complex tasks. During the course, participants are placed in a practical setting, working directly with conceptCAM™ themselves and gain a much deeper understanding of the software. This course imparts the ability to skilfully master all tasks with maximum precision, maximum process reliability and the shortest production times. This know-how will delight not only you, but also your customers.

## Course contents:

- **What is the residual material step and what can I use it for?**
  - Detailed explanations of processing steps
  - Practical examples of usage (models, attachments, telescopes, etc.)
- **What is drill hole recognition for?**
  - Practical examples for the programming of abutments / implant bridges on adhesive bases
  - Introduction to the processing of drilling templates
- **How to mill medentika prefaces? What needs to be noted?**
  - Instruction on the pre-form processing of conceptCAM™
- **How do I use machining simulation?**
  - Explanation of the conceptCAM™ machining simulation
  - Creation and analysis of cutting mode
- **How can I benefit from the integrated “Native CAD interfaces“?**
  - Explanation of the interfaces for importing “native CAD data“ (e.g. dcm, cercon or cerc)
- **How are special indications correctly programmed?**
  - Practical examples of the milling of models
  - Practical examples of the processing of occlusal splints
  - Practical examples of the manufacture of a model casting
- **What else is there to discover in conceptCAM™?**
  - We show you further very useful tools integrated in conceptCAM™



### Target group:

Advanced DC1<sup>TM</sup> and DC3<sup>TM</sup> / DC5<sup>TM</sup> / DC7<sup>TM</sup> users

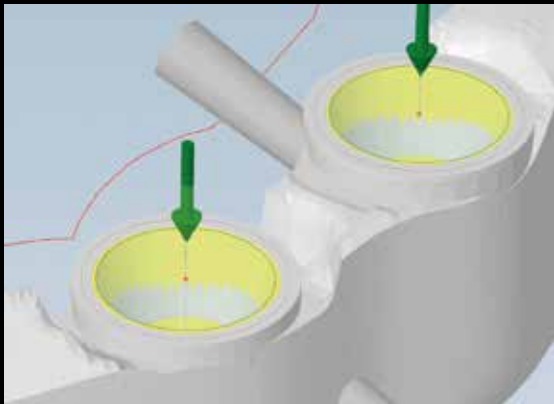
### Requirements:

CAM Basic DC1<sup>TM</sup>, DC3<sup>TM</sup> / DC5<sup>TM</sup> / DC7<sup>TM</sup> or conceptCAM<sup>TM</sup> basic training

### Details:

Course duration: 1 day, 10 am to 6 pm

Course fee: 620.00 EUR per participant (525.00 EUR with CAM maintenance plan)



# conceptCAM™ implant-training

Become a professional in the processing of implant supported restorations and make them child's play with unique precision and the highest quality. The course explains to the participants all important steps for the production of implant-supported dentures in conceptCAM™. You will receive step-by-step training on the functionalities of the implant module and will apply them yourself using practical examples. Furthermore, the participants in milling tests are given a feeling for checking and adjusting the fit of the milled parts.

## Course contents:

### ■ What possibilities does the implant module offer me?

- Explanation of the "Implant" programming step
- Practical use of the implant step
- Functions of the implant module

### ■ How can I adjust the fits myself?

- Introduction to the "Implant library"
- Functions for adjusting the fits
- Milling test for illustration and sensitization
- Matching the library to CAD data / scan bodies

### ■ What are the special processing features?

- Tips and tricks for the safe and correct processing of implant connections

### ■ Creating meta data yourself

- Introduction to the "Implant Position Editor"



### Target group:

Advanced DC1<sup>TM</sup> and DC3<sup>TM</sup> / DC5<sup>TM</sup> / DC7<sup>TM</sup> as well as conceptCAM<sup>TM</sup> users


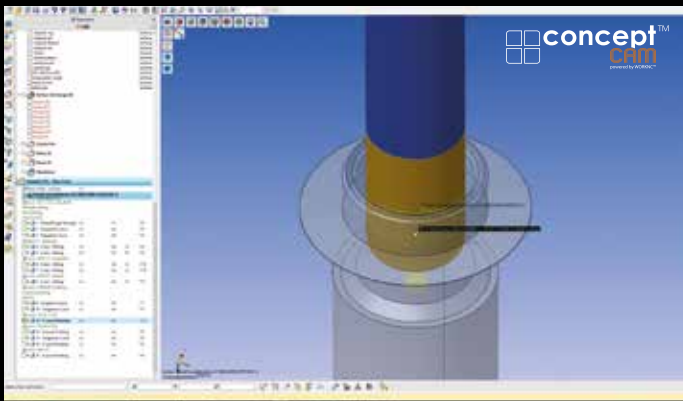
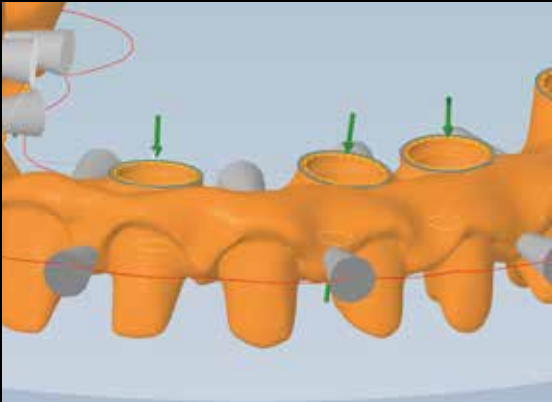
### Requirements:

CAM Basic DC1<sup>TM</sup>, DC3<sup>TM</sup> / DC5<sup>TM</sup> / DC7<sup>TM</sup> or conceptCAM<sup>TM</sup> basic training

### Details:

Course duration: 1 day, 10 am to 6 pm

Course fee: 620.00 EUR per participant (525.00 EUR with CAM maintenance plan)



**Experience  
new possibilities ...**



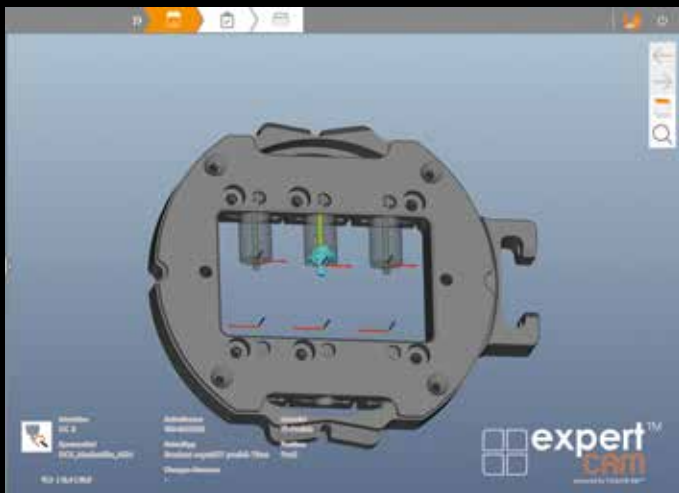
**expert**<sup>TM</sup>  
**CAM**

powered by FOLLOW-ME!<sup>TM</sup>

# DCS training concept for expertCAM<sup>TM</sup>-users

Do you want to get the best out of your machine, satisfy your customers and also economically?  
Then you should attend our training courses specially tailored to the Dental Concept Systems machines.  
Here you learn how to use the CAM software expertCAM<sup>TM</sup> and get useful tips and tricks to achieve your goals.

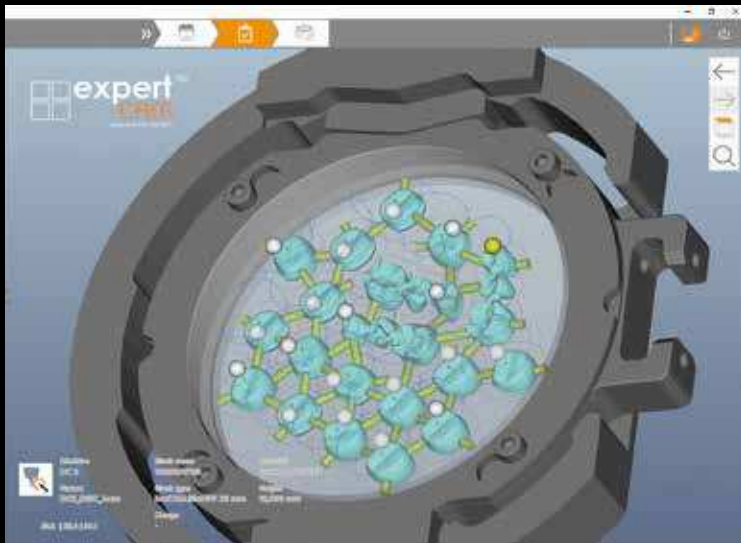
This series of training courses was developed to best meet your requirements. The necessary user knowledge is trained in the two-day basic training. If you want to change cutting parameters, our "template editor module" will be discussed on another day. Here you will learn how you can edit or create templates.



# expertCAM™ basic-training

## Course contents:

- **General operation of expertCAM™** How are one or
  - multiple objects loaded?
  - How can i process the object?
  - Align and place objects - Create projects / raw parts
  - Create new raw part geometries
  - Settings for auxiliary elements (connectors, sinter frames / pins)
- **Practical application of expertCAM™**
  - Training for practical CAM application on the DCS system
  - Routine application in connection with DC conceptCONTROL control software and conceptCAD™
  - Practical applications for the different functions of your laboratory team
  - Familiarization with DCS support ticket & webinar system
  - Training of various expansion options in expertCAM™



### Our tip!

**Book the DCS course package with expertCAM™ basic training and expertCAM™ advanced training and take advantage of the benefits!**

## Target group:

DCX<sup>TM</sup> and DC1<sup>TM</sup> / DC3<sup>TM</sup> / DC5<sup>TM</sup> / DC7<sup>TM</sup> users with basic PC knowledge and little or no expertCAM<sup>TM</sup> knowledge

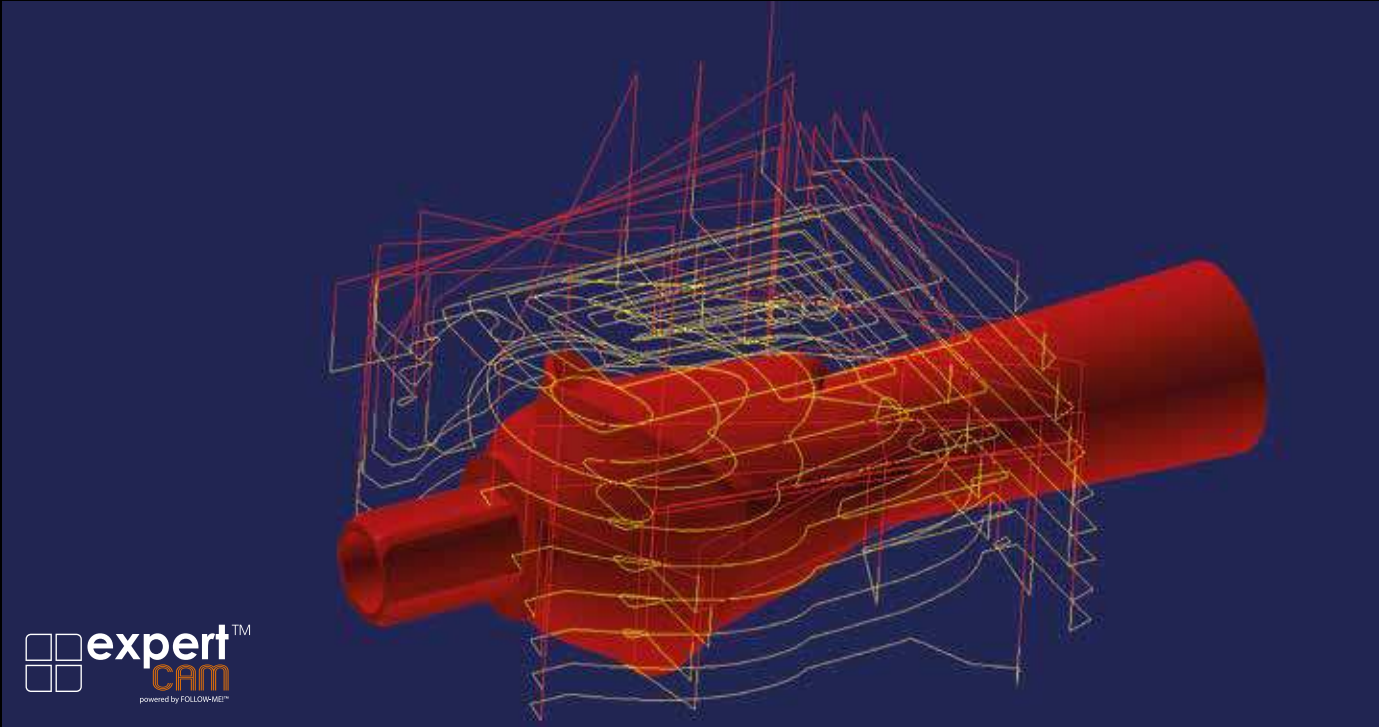
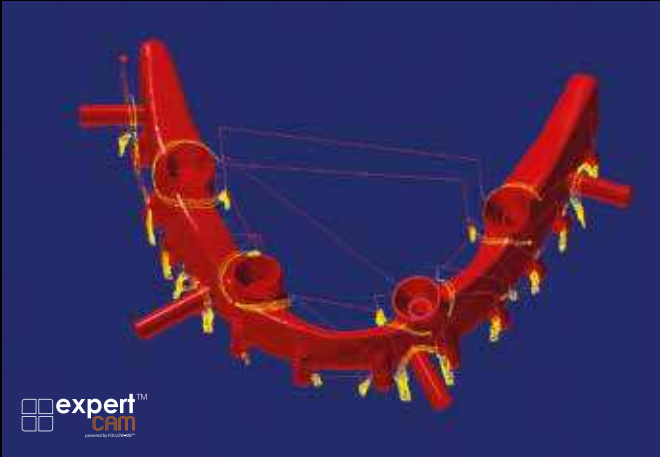
## Details:

Course duration: 1 day, 9 am to 6 pm

Course fee: 620.00 EUR per participant (525.00 EUR with CAM maintenance plan)



# expertCAM™ advanced-training





## Course contents:

### ■ Explanation of the extended functions

- Preparation of complex restorations e.g. superstructure on the implant bar, telescopic work, drilling templates, model casting

### ■ Milling implant-borne restorations

- How do I proceed when processing implant-borne objects?
- Adjustment option for the fit

### ■ Processing of glass ceramics

- How are glass ceramic blocks processed and what should I watch out for?

### ■ Processing of preform abutments

- How are prefab abutments processed?

## Target group:

DC1<sup>TM</sup> and DC3<sup>TM</sup> / DC5<sup>TM</sup> / DC7<sup>TM</sup> as well as expertCAM<sup>TM</sup> users.

Users should successfully complete the expertCAM<sup>TM</sup> basic training or have practical experience with expertCAM<sup>TM</sup>.

## Details:

Course duration: 1 day, 9 am to 6 pm

Course fee: 620.00 EUR per participant (525.00 EUR with CAM maintenance plan)

### **DCS course package!**

expertCAM<sup>TM</sup> basic training  
+ expertCAM<sup>TM</sup> advanced training  
**1,000.00 EUR** per participant!



# breident DENTAL ACADEMY

New technologies open up new horizons in dental technology. Only a joint start into new worlds and a strongly associated partnership ensure permanent full control over all processes. We are at your side with the highest know-how, the latest technologies and a comprehensive course programme. Regardless of whether you want to make a start or simply want to pick up more speed, we will accompany you professionally.

Use the CAD / CAM course program of the breident group and Dental Concept Systems and come on board in one of our training centers.

For example, visit the **breident group DENTAL ACADEMY Wesertal** in the historic Eisenhammer.



**breident group DENTAL ACADEMY** - Gieselwerder Str. 2 · D-34399 Wesertal



bredent<sup>group</sup>  
ACADEMY

... or the **bredent group DENTAL ACADEMY** Senden.



**bredent group DENTAL ACADEMY** - Weissenhorner Str. 2 · D-89250 Senden

# Leaving traces ...



CAD/CAM Support Online-Ticket:  
**[dental-concept-systems.com/support](https://dental-concept-systems.com/support)**



Technische/inhaltliche Änderungen vorbehalten.

 **DENTAL**  
Concept Systems

Dental Concept Systems GmbH  
Gieselwerder Str. 2  
D - 34399 Wesertal

Phone Office: + 49 (0) 5572 – 3021010  
Fax: + 49 (0) 5572 – 3021099  
[www.dental-concept-systems.com](http://www.dental-concept-systems.com)

a company of

**bredent** group



D00034/08-2020